

January 28, 2013

BSE Limited  
Phiroze Jeejeebhoy Towers,  
Dalal Street, Fort,  
Mumbai – 400 001  
**Fax No.: (022) 2272 3121**  
**E-mail: [corp.relations@bseindia.com](mailto:corp.relations@bseindia.com)**

Dear Sir,

**Sub: Unaudited financial results and limited review report for the quarter ended and nine months ended December 31, 2012**

**Ref: BSE Scrip Code: 500008**

Pursuant to clause 41 of the listing agreement, please find enclosed herewith a copy of the limited review report of the joint statutory auditors of the Company in relation to the unaudited financial results for the quarter ended December 31, 2012 along with the unaudited financial results of the Company for the quarter and nine months ended December 31, 2012 in the prescribed format, approved by the board of directors of the Company at its meeting held today.

Please acknowledge receipt.

Thank you,

Yours faithfully,  
For Amara Raja Batteries Limited



N. Ramanathan  
Company Secretary

Encl.: as above

E.PHALGUNA KUMAR & CO.  
Chartered Accountants  
599/2, Balaji Colony  
Tirupati- 517502

CHEVUTURI ASSOCIATES  
Chartered Accountants  
33-25-33/D  
Govindarajulu Street  
Suryanopet,  
Vijayawada - 520 002

LIMITED REVIEW REPORT

To

The Board of Directors,  
Amara Raja Batteries Limited,  
Karakambadi,  
Tirupati.

We have reviewed the accompanying statements of unaudited financial results of Amara Raja Batteries Limited for the quarter ended December 31<sup>st</sup>, 2012 except for the disclosures regarding 'Public Shareholding' and 'Promoter and Promoter Group Shareholding' which have been traced from disclosures made by the management and have not been audited/reviewed by us. This statement is the responsibility of the Company's Management and has been approved by the Board of Directors. Our responsibility is to issue a report on these financial statements based on our review.

We conducted our review in accordance with the Standard on Review Engagement (SRE) 2410, *Review of Interim Financial Information performed by the Independent Auditor of the Entity* issued by the Institute of Chartered Accountants of India. This standard requires that we plan and perform the review to obtain moderate assurance as to whether the financial statements are free of material misstatement. A review is limited primarily to inquiries of company personnel and analytical procedures applied to financial data and thus provides less assurance than an audit. We have not performed an audit and accordingly, we do not express an audit opinion.




*[Handwritten Signature]*

E.PHALGUNA KUMAR & CO.  
Chartered Accountants  
599/2, Balaji Colony  
Tirupati- 517502

CHEVUTURI ASSOCIATES  
Chartered Accountants  
33-25-33/D  
Govindarajulu Street  
Suryampet,  
Vijayawada - 520 002


Based on our review conducted as above, nothing has come to our attention that causes us to believe that the accompanying statement of unaudited financial results prepared in accordance with applicable accounting standards and other recognised accounting practices and policies has not disclosed the information required to be disclosed in terms of Clause 41 of the Listing Agreement including the manner in which it is to be disclosed, or that it contains any material misstatement.

For E.Phalguna Kumar & Co,  
Chartered Accountants  
Firm Reg.No. 002644S

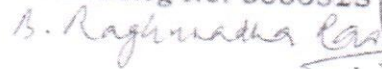
  
E. Chaitanya  
Partner  
Membership No. 215621


Place: TIRUPATI

Date: 28<sup>th</sup> Jan 2015



For Chevuturi Associates  
Chartered Accountants  
Firm Reg No. 000632S

  
B. Raghunadha Rao Balineni  
Partner  
Membership No. 28105



Place: VIJAYAWADA

Date: 5-1-2015







**Part I**

**Statement of financial results for the quarter and nine months ended 31.12.2012**

	Particulars	Quarter ended			Nine Months ended		Rs. in Lakhs
		31.12.2012	30.09.2012	31.12.2011	31.12.2012	31.12.2011	Year ended
		Unaudited	Unaudited	Unaudited	Unaudited	Unaudited	Audited
<b>1</b>	(a) Net Sales/Income from operations (Net of excise duty)	75,687.00	71,480.19	61,239.32	216,245.63	169,671.63	236,735.61
	(b) Other operating income	228.24	392.11	144.79	920.83	457.77	590.75
	<b>Total income from operations (net)</b>	<b>75,915.24</b>	<b>71,872.30</b>	<b>61,384.11</b>	<b>217,166.46</b>	<b>170,129.40</b>	<b>237,326.36</b>
<b>2</b>	<b>Expenses</b>						
	a. Cost of materials consumed	43,777.28	41,869.20	37,978.31	128,907.31	112,239.77	150,157.01
	b. Purchase of stock-in-trade	5,367.33	5,233.14	1,478.81	15,752.21	4,075.34	8,400.21
	c. Changes in inventories of finished goods, work in process and stock-in-trade	943.07	101.85	1,290.13	(1,085.51)	(985.79)	1,216.87
	d. Employee benefits expense	3,199.64	3,015.42	2,679.73	9,139.56	7,598.32	10,026.44
	e. Depreciation and amortisation expense	1,321.93	1,320.26	1,197.40	3,935.39	3,424.44	4,647.28
	f. Other expenses	10,445.55	9,856.19	7,326.03	28,521.87	20,977.62	31,759.09
	<b>Total expenses</b>	<b>65,054.80</b>	<b>61,396.06</b>	<b>51,950.41</b>	<b>185,170.83</b>	<b>147,329.70</b>	<b>206,206.90</b>
<b>3</b>	<b>Profit from operations before other income, finance costs and exceptional items (1-2)</b>	<b>10,860.44</b>	<b>10,476.24</b>	<b>9,433.70</b>	<b>31,995.63</b>	<b>22,799.70</b>	<b>31,119.46</b>
<b>4</b>	Other income	707.06	701.79	529.44	1,994.31	792.17	1,150.94
<b>5</b>	<b>Profit from ordinary activities before finance costs and exceptional items (3+4)</b>	<b>11,567.50</b>	<b>11,178.03</b>	<b>9,963.14</b>	<b>33,989.94</b>	<b>23,591.87</b>	<b>32,270.40</b>
<b>6</b>	Finance costs	15.62	65.54	161.38	93.49	389.72	405.87
<b>7</b>	<b>Profit from ordinary activities after finance costs but before exceptional items (5-6)</b>	<b>11,551.88</b>	<b>11,112.49</b>	<b>9,801.76</b>	<b>33,896.45</b>	<b>23,202.15</b>	<b>31,864.53</b>
<b>8</b>	Exceptional items	-	(935.69)	-	(935.69)	-	-
<b>9</b>	<b>Profit from ordinary activities before tax (7+8)</b>	<b>11,551.88</b>	<b>10,176.80</b>	<b>9,801.76</b>	<b>32,960.76</b>	<b>23,202.15</b>	<b>31,864.53</b>
<b>10</b>	Tax expense	3,460.80	3,166.91	3,209.08	10,250.30	7,524.68	10,358.27
<b>11</b>	<b>Net Profit from ordinary activities after tax (9-10)</b>	<b>8,091.08</b>	<b>7,009.89</b>	<b>6,592.68</b>	<b>22,710.46</b>	<b>15,677.47</b>	<b>21,506.26</b>
<b>12</b>	Extraordinary items	-	-	-	-	-	-
<b>13</b>	<b>Net Profit for the period (11-12)</b>	<b>8,091.08</b>	<b>7,009.89</b>	<b>6,592.68</b>	<b>22,710.46</b>	<b>15,677.47</b>	<b>21,506.26</b>
<b>14</b>	Paid-up equity share capital (Face Value Re. 1/- each)	1,708.12	1,708.12	1,708.12	1,708.12	1,708.12	1,708.12
<b>15</b>	Reserve excluding revaluation reserves as per balance sheet of previous accounting year						80638.70
<b>16.i</b>	Basic and diluted earning per share before extraordinary items (of Re. 1/- each) (not annualised)	4.74	4.11	3.86	13.30	9.18	12.59
<b>ii</b>	Basic and diluted earning per share after extraordinary items (of Re.1/- each) (not annualised)	4.74	4.11	3.86	13.30	9.18	12.59

**Part II**

**Select Information for the quarter ended 31.12.2012**

	Particulars	Quarter ended			Nine Months ended		Year ended
		31.12.2012	30.09.2012	31.12.2011	31.12.2012	31.12.2011	31.03.2012
<b>A</b>	<b>PARTICULARS OF SHAREHOLDING</b>						
<b>1</b>	Public shareholding						
	- Number of shares	81,885,048	81,885,048	40,942,524	81,885,048	40,942,524	40,942,524
	- Percentage of shareholding	47.94	47.94	47.94	47.94	47.94	47.94
<b>2</b>	Promoters and Promoter Group Shareholding						
	<b>a) Pledged / Encumbered</b>						
	- Number of shares	4,097,140	4,097,140	NIL	4,097,140	NIL	2,857,143
	- Percentage of shares (as a % of the total shareholding of promoter and promoter group)	4.61	4.61	NIL	4.61	NIL	6.43
	- Percentage of shares (as a % of the total share capital of the company)	2.40	2.40	NIL	2.40	NIL	3.35
	<b>b) Non - encumbered</b>						
	- Number of shares	84,830,312	84,830,312	44,463,726	84,830,312	44,463,726	41,606,583
	- Percentage of shares (as a % of the total shareholding of promoter and promoter group)	95.39	95.39	100	95.39	100	93.57
	- Percentage of shares (as a % of the total share capital of the company)	49.66	49.66	52.06	49.66	52.06	48.71



	Particulars	Quarter ended 31.12.2012
<b>B</b>	<b>INVESTOTR COMPLAINTS</b>	
	Pending at the beginning of the quarter	Nil
	Received during the quarter	2
	Disposed of during the quarter	2
	Remaining unresolved at the end of the quarter	Nil

**Notes:**

- 1 As the Company's business activity falls within a single primary business segment, viz., "Lead Acid Storage Batteries", the disclosure requirement of AS-17 "Segment Reporting", notified by the Companies (Accounting Standards) Rules, 2006 are not applicable.
- 2 Net sales are net of trade discounts / trade incentives.
- 3 The Company had sub-divided its equity shares of Rs.2/- each into equity shares of Re.1/- each on September 26, 2012. Hence earning per share for the previous periods have been restated on the face value per equity share of Re.1/- each for comparability. The number of shares as at December 31, 2011 and March 31, 2012 disclosed under the "Particulars of Shareholdings" is prior to sub-division of shares.
- 4 Exceptional item represent net provision for Fuel Surcharge Adjustment claim(s) by Southern Power Distribution Company of Andhra Pradesh Limited for financial years from 2009-10 to 2011-12
- 5 Previous year figures have been re-grouped / re-classified wherever necessary to confirm to current year figures in accordance with the revised Schedule VI.
- 6 The aforementioned results were reviewed by the audit committee and approved by the board of directors at its meeting held on January 28, 2013 and limited review of the same has been carried out by the statutory auditors of the Company.

Coorg, Karnataka  
January 28, 2013

  
**Dr. Ramachandra N Galla**  
Chairman

**By Order of the Board**  
  
**Jayadev Galla**  
Managing Director